




Pic credit:
The Radavist

UTAH

THE AQUARIUS TRAIL

MOUNTAIN BIKE TOUR

Mountain Biking

 Private Tours and Custom Tours
Solos, Couples & Friends

 Departure: St. George, UT

 Tour Offered: Jun, Jul, Aug, Sep, Oct

 Departs On: Sunday

 Duration: 6 Days

 Lodging: Backcountry Huts

 Fitness Level: 3-5

 Technical Level: 3-5

 Elevation Range: 6,000 - 10,000 ft.

Welcome to Utah's Color Country, one of the greatest places in the world to ride your bike. Ride the Aquarius Trail and enjoy the marvels and scenery from the peak of Brian Head, through Panguitch, Hatch and Bryce, down to the beautiful town of Escalante.

From the seat of your bike you will experience, Brian Head Peak at a towering 11,306ft, down Proctor Canyon into quaint little town of Hatch. Meander past the Tropic Reservoir and ride on into Red Canyon, home of the infamous Thunder Mountain Trail and the Red Canyon Bike Path. Keep exploring all the Dixie National Forest

has to offer; like a big climb up to the scenic Powell Point where John Wesley Powell surveyed Southern Utah. In the days ahead you'll enjoy remote hut accommodations, secret singletrack and fast descents to more beautiful places. You won't want to miss this!





THE ESCAPE ADVENTURES EXPERIENCE

For over 30 years, the hallmark of an Escape Adventures tour is personalized, hands-on service, before, during, and after each trip.

OUR PEOPLE

Our Trip Leaders are the best in the business. Trained personally by the owners, our WFR certified Leaders understand the areas you ride in and prioritize group safety.

OUR COMMITMENT

We don't just preach environmental awareness, we live it. We recycle 90% of our waste and run our LEED Platinum facilities with solar and wind power. Additionally, our facilities are net zero energy (we produce more energy than we consume) which makes us the only commercial outfitter in the world who is net positive energy.

OUR FOOD

Our Leaders prepare meals on the trip with an emphasis on fresh, local and organic foods, ensuring you have the fuel you need to ride, and a delicious meal at the same time.

OUR SUPPORT VEHICLES

We provide a support van and trailer for every 9 guests on all of our trips so you can count on us to be there when you need us.



Pic credit:
The Radavist





Pic credit:
The Roadivist

DAY 1 | Brian Head Peak and Bunker Creek

After meeting in Las Vegas, we'll travel as a group to Brian Head Resort for a light lunch, introductions, and a pre-trip meeting. Our adventure begins at Brian Head Peak, where we descend the exciting Bunker Creek Singletrack. Mountain Bike Action Magazine rated this Singletrack as one of the top ten best trails in America! It descends 2,885 feet over 12 miles to Panguitch Lake where we catch our own secret 15-mile route through ponderosa and juniper forests—dappled with ancient lava beds and rolling meadows—to Hatch, Utah.



Pic credit:
The Roadivist

Total MTB Mileage | 36 Miles
Electric MTB Mileage | 35.5 Miles
Terrain | Mix of singletrack and double track
Hut | Hatch Hut
Feet Gain | 3103

DAY 2 | Hatch to Red Canyon

Energize with a hearty breakfast for this morning's invigorating ten-mile, 2,500-foot climb through Proctor Canyon to the top of Sunset Cliffs! Sunset Cliffs is the mountain border for the Bryce Canyon Valley. After viewing the stunning scenery, we descend eight miles to Tropic Reservoir, eat lunch, and take a plunge in the crisp (yet refreshing) waters. We'll get back on our bikes and cruise a 19-mile section of the Great Western Trail to Bryce Canyon National Park, tonight's camp. Once you get to the hut take a little time for hiking or opt for the Cassidy Loop in Red Canyon. Enjoy sunset over beautiful Red Canyon.



Total MTB Mileage | 28.3 Miles
Evening Add-on Ride | 13 Miles
Electric MTB Mileage | 28.3 Miles
Terrain | Mix of singletrack and doubletrack
Hut | Butch Cassidy Hut
Feet Gain | 225
Feet Gain | 1099



Pic credit: The Roadivist

DAY 3 | Red Canyon to Pine Lake

Get ready for some of the best single-track in Utah—Red Canyon. From the hut, ride down Thunder Mountain Trail through the beautiful hoodoos of Red Canyon. From here cross Highway 12 and ride up to the Casto Canyon trailhead, passing many amazing views of Slate Mountain and Powell Point. Casto Canyon, crosses a small creek bed up to 44 times before eventually meeting up with jeep roads that cross the high planes of Bryce Canyon country to Pine Lake Hut. Pine Lake is a nice relaxing lake where you can fish or swim and cool off for the evening.

Total MTB Mileage 42.7 Miles	Feet Gain 225
Electric MTB Mileage 23 Miles	Feet Gain 1448
Terrain Mix of singletrack and double track	
Hut Pine Lake Hut	



Pic credit: The Roadivist

DAY 4 | The Gap

Today you will climb to the top of the Aquarius Trails namesake – the Aquarius Plateau! Get ready for the BIG climb -2,200 feet over 10 miles to the top of Barney Top 10, 577 feet. On your way to the top, don't forget to ride out to Powell Point (an optional 8-mile out and back ride to a vista overlooking southern Utah). Once back on route, continue onto Barney Top and across spectacular high meadows to the Aquarius Hut at Clayton Springs. If you are still thriving for another ride, opt to ride down to Barker Reservoir and back. The ride drops 500 feet to the reservoir so do not forget you have a climb back to the hut!

Total Mileage 27 Miles	Feet Gain 4094
Optional Ride to Powell Point 9.1 Miles	Feet Gain 804
Optional Ride to Barker Reservoir 9.7 Miles	Feet Gain 500
Electric MTB Mileage 27.5 Miles	
Terrain Mix of singletrack and doubletrack	
Hut Aquarius Hut	





Pic credit:
The Radavist

DAY 5 | Clayton Springs to Hell’s Backbone

There are two different ride options from the Aquarius Hut to the midpoint at Posey Lake. Take the non-technical ride on Hell’s Backbone Road or choose the backcountry singletrack ride on the Great Western Trail. Each is very different. The dirt road option is across big open meadows with antelope roaming freely, while riding along the mountain singletrack, you will be challenged to technical riding and more climbing. Choose to stop at Posy Lake where, time permitting, you might have the opportunity to do some hiking around the lake. From here choose dirt road or then ride cowpuncher 5 mile singletrack to Cowpuncher Guard Station and Blue Spruce Campground. From here both options collide into the ride up to Hell’s Backbone Bridge and across Box Death Hollow Wilderness and then finally descending to Hell’s Backbone Hut at Sand Creek. This is a BIG Day if you ride all the singletrack.

Total MTB Mileage | 30 Miles

Feet Gain | 3367

Electric MTB Mileage | 31 Miles

Feet Gain | 3277

Terrain | Mix of singletrack and doubletrack

Hut | Hell’s Backbone Hut



Pic credit:
The Radavist

DAY 6 | Hell’s Backbone to Escalante

Passing through various vegetation zones, today’s ride borders the Box Death Hollow Wilderness. Continue riding along Hell’s Backbone Road until you reach Scenic Highway 12. From here it is a beautiful ride along the Hogback back to Escalante. Along the way, stop at Calf Creek and cool off in the crystal clear waters. Optional 3 mile hike to Calf Creek Falls is a great side trip as well. This 128 foot waterfall is nothing shy of amazing! One big climb on the road after Calf Creek is followed by a gradual descent to Escalante to conclude your 190 mile adventure!

Total Mileage | 35.7 Miles

Feet Gain | 2573

Terrain | Mix of doubletrack and road




THE IMPORTANT STUFF

Daily Activities

Day	Activity	Easy		Moderate		Seasoned	
		Miles	Feet Gain	Miles	Feet Gain	Miles	Feet Gain
1	Ride from Brian Head to Hatch					36	3103
2	Ride from Hatch to Red Canyon					28.3	2875
	Optional Evening Ride					13	1099
3	Ride from Red Canyon to Pine Lake			23	1448	42.7	3651
4	Ride from Pine Lake to Clayton Springs					27.5	4094
	Optional Ride to Powell Point					8.5	804
	Optional Ride to Barker Reservoir					9.7	500
5	Ride from Clayton Springs to Hell's Backbone					30	3367
	E-Bike Route					31	3277
6	Ride from Hell's Backbone to Escalante					35.7	2573

Mountain Bike Tour Technical Levels

Level		Description
Seasoned Moderate Easy	1	Maintained Gravel Roads, Easy Grades
	2	Level 1 PLUS Unmaintained Dirt Roads, Maintained Singletrack Trail
	3	Level 2 PLUS Moderate Grades, Some Unmaintained Singletrack
	4	Level 3 PLUS Rocky Terrain — PLUS Longer, Steeper Ascents & Descents
	5	Level 4 PLUS Some Exposed Sections of Trails, Some Loose Climbs & Descents



Mountain Bike Tour Fitness Levels

Level		Hours of Activity	Total Elevation Feet Gain	Mountain Bike Miles	Hiking Miles
Seasoned Moderate Easy	1	1-3	700	5-10	1-5
	2	2-4	1200	10-15	5-8
	3	3-5	1800	15-25	8-10
	4	4-6	2200	25-35	10-12
	5	5-7	3000	35-50+	12-16+

HOW TO PREPARE

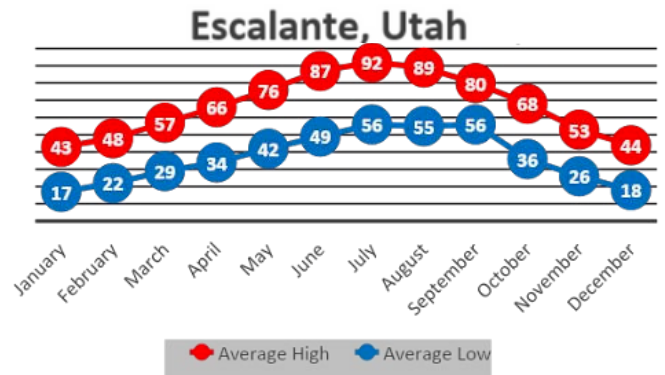
MOUNTAIN BIKING

For optimal physical preparation, we recommend that you ride at least several hours per week during the month preceding the tour. During the tour you will be on your bike every day, and we can assure you that an unprepared bottom is a sore one! If you can't ride your bike, or don't own one, take a spin class at your local gym a few times a week



WEATHER

You will be riding and sleeping at elevations over 6,000 ft. for this trip. Weather predictions in this area are often unreliable due to the elevation, so it is best to be prepared for cold evenings and inclement weather. Please use the following locations when checking the weather online: **Escalante, UT**



PACKING

Luggage is limited to one small soft-shelled suitcase or medium/large sized duffel bag (no heavier than 40 pounds). Please ensure your luggage container is water repellant. We also suggest bringing a hydration daypack or small backpack for valuables.

A complete list of what we consider essentials for every trip, as well as items that can be rented from Escape Adventures, is available at www.escapeadventures.com/packing-lists/

BICYCLE RENTALS

Escape Adventures rents quality bicycles. We will fit you with a high quality, durable and safe ride. Our chosen bike is equipped with an aluminum frame designed for a smooth, comfortable ride. Our mountain bikes are full-suspension, lightweight, equipped with a dropper post and adjustable. Availability of bikes are specific to your destination and will be confirmed by the office. For more information call 800-596-2953.

SPECIALIZED FULL SUSPENSION MOUNTAIN BIKE



This new Specialized Full Suspension bike is the best bang for your buck! This bike features 140 mm of front and rear travel, which is plenty of cushion to soak up any bump in the trail.

SPECIALIZED TURBO LEVO FULL SUSPENSION E-BIKE



The Turbo Levo FSR has the perfect blend of trail performance, proper handling, technology, and durability, delivering you the power to ride more trails, longer, more comfortably.



- All bicycle rentals are equipped with flat pedals and a complimentary water bottle.
- Helmet and clipless pedals are available upon request and are included in the rental.
- Please specify your individual needs when confirming your reservation.

Upgraded Carbon bikes may be available. Call the office for more information. For more details please visit our website at <https://escapeadventures.com/bicycle-gear-rentals/>

TRIP COST INCLUDES

All meals starting with lunch on the first day through lunch on the last day, support vehicles, snacks, first-aid, bike maintenance, community gear, and a custom sublimated Limited Edition Jersey.

TRIP COST DOES NOT INCLUDE

Airfare to and from departure point, lodging before or after the tour, personal camping gear (if applicable), or gratuities to Escape Adventures Trip Leaders. Tips to the Trip Leaders are given at your discretion and based on the quality of your experience. We suggest 10-20% of your trip cost divided between all Trip Leaders.

MEALS

Our Trip Leaders prepare all of your meals on our camping trips. Expect three delicious meals a day consisting entirely of freshly prepared foods. These include fresh organic fruits and vegetables as well as meats.

TRIP AMENITIES

First-class campers will enjoy well-maintained public campgrounds. Cell service for this tour may be spotty. Verizon is the best service to have for this area.



KEEPING YOU UP TO DATE

We are always seeking opportunities to enhance this itinerary. We'll notify you of any changes prior to departure; other changes may be communicated on the trip by your Trip Leaders.

This is a general itinerary and may vary. Escape Adventures reserves the right to make changes due to weather, local conditions, government intervention, or any other unforeseen reasons that may affect the quality of the trip and/or safety of the participants. Accommodations are subject to change.

ACCOMODATIONS

The Aquarius Trail Hut System provides and supports a backcountry experience like no other! A system of five huts are strategically placed along a 190-mile route through some of Utah's most scenic backcountry – spanning from the peak of Brian Head at 11,307' to the beautiful town of Escalante at 5,820'. The section of Utah called "Color Country" includes many well-known attractions such as Powell Point, Bryce Canyon National Park, Brian Head Ski Resort, Red Canyon, Aquarius Plateau, Dixie National Forest, the Hogback, Escalante National Monument and much much more!

From the seat of your bike, you'll enjoy remote hut accommodations, purpose built singletrack to wild singletrack, challenging jeep tracks, dirt roads, hidden lakes, and spectacular vistas. E-bikes are allowed at each hut so groups of mixed abilities can enjoy the same adventure. Our huts provide a luxury bikepacking experience, complete with showers, solar power for charging electronic devices, fully stocked kitchens with a refrigerator and freezer, lighting, hammocks, large decks, bathroom facilities, bicycle repair tools and stands, playing cards, fire pit, cozy sleeping arrangements, and more.



GATEWAY CITY: LAS VEGAS, NV

Las Vegas is the 28th-most populated city in the United States. Vegas is an internationally renowned major resort city, known primarily for its gambling, shopping, fine dining, entertainment, and nightlife. It is a top three destination in the United States for business conventions and a global leader in the hospitality industry, claiming more AAA Five Diamond hotels than any other city in the world. Today, Las Vegas annually ranks as one of the world's most visited tourist destinations



HARRY REID INTERNATIONAL AIRPORT

Harry Reid International Airport
15757 Wayne Newton Blvd, Las Vegas, NV 89119
(702)261-5211
<https://www.harryreidairport.com/>

Harry Reid Airport, located in Las Vegas, Nevada, is a bustling hub known for its vibrant atmosphere and convenient access to the renowned Las Vegas Strip, offering travelers a gateway to entertainment and excitement.

Escape Adventures Shuttle

Take our shuttle from Las Vegas to St. George and get to know your Trip Leaders and fellow tour companions. Call for pricing.

MEETING LOCATION

ELEMENT HOTEL

10555 Discovery Dr
Las Vegas, NV 89135
(702) 589-2000
www.elementhotels.com

DEPARTURE TIME:

6:00 AM on the first day of the tour.

RETURN TIME:

By 7:00 PM on the last day of the tour.

LAS VEGAS HOTELS



RED ROCK RESORT
11011 W. Charleston Blvd, Las Vegas, NV 89135
(702) 797-7777
www.redrock.sclv.com



BELLAGIO
3600 Las Vegas Blvd S, Las Vegas, NV 89109
(702) 693-7111
www.bellagio.com

DEPARTURE CITY: ST. GEORGE, UTAH

St. George, situated in the southwestern region of Utah near the tri-state junction of Utah, Arizona, and Nevada, is approximately 118 miles (190 km) northeast of Las Vegas and 300 miles (480 km) south-southwest of Salt Lake City along Interstate 15. Renowned for its stunning natural landscapes and close proximity to numerous state and national parks, St. George offers visitors a unique blend of outdoor adventures and scenic beauty.



MEETING DEPARTURE INFORMATION

MEETING LOCATION

HOLIDAY INN ST.GEORGE CONV CTR
1808 South Crosby Way, St.George, UT 84790
(435) 628-8007
www.ihg.com

DEPARTURE TIME

9:30 AM on the first day of the tour.

RETURN TIME

By 6:00 PM on the last day of the tour.



ST.GEORGE HOTELS



COURTYARD ST. GEORGE
185 SOUTH 1470 EAST ST.GEORGE, UT, 84790
(435) 986-0555
WWW.MARRIOTT.COM



BEST WESTERN PLUS ABBEY INN
1129 SOUTH BLUFF STREET, ST. GEORGE, UT 84770
(435) 652-1234
WWW.BESTWESTERN.COM

CANCELLATION POLICY

In order to keep our tours affordable and provide proper notice to our lodging partners, we must adhere to this timeline, no exceptions. After our refund deadline has passed we cannot provide a refund for any reason, including circumstances beyond your control such as weather-related travel delays, family emergency, or injury. There is also no partial refund if you arrive late to your tour, or depart early. Insurance agencies however, offer a full or partial refund in many circumstances if you purchase travel insurance to cover your tour. Payment in full is due 60 days prior to trip departure.

IF YOU CANCEL YOUR TRIP

YOU WILL RECEIVE

Up until 60 days prior to trip departure

100% of what you have paid minus a \$200 processing fee per person

59-45 days prior to trip departure

50% of what you have paid minus a \$200 processing fee per person

45-30 days prior to trip departure

15% of what you have paid minus a \$200 processing fee per person

29-0 days prior trip departure

No Refund

TRAVEL INSURANCE

We strongly encourage you to purchase travel insurance to protect against extenuating circumstances such as illness and injury—believe us, they do come up! You can purchase Peek Protect at the time of booking your adventure online or through our office.

TRANSFER POLICY

If you would like to change to a different tour or departure date after signing up, we will be happy to transfer you on a space available basis up until 60 days prior to your tour. Please provide your transfer request in writing - email is sufficient. Please note, a \$25 transfer fee will be deducted from your previous payments for each transfer, and if you later choose to cancel your tour, the cancellation deadlines will apply to the date of the originally scheduled tour.

TOUR CONFIRMATION

Escape confirms tours 60 days prior to tour departure; prior to this time, tours may be cancelled due to low enrollment. After your tour is confirmed, it will not be cancelled for low-enrollment, but in rare cases may be cancelled due to weather, government intervention, unsafe trail conditions, or any other reason that would affect the quality of the scheduled tour or the safety of its participants. If we are forced to cancel your tour, we will provide a 100% refund and work to add you to another trip that works for you.













TRAVEL PLANS

We advise you to avoid non-refundable flights and other travel arrangements and are not responsible for the costs of such arrangement in the event your tour is cancelled. The travel insurance offered in conjunction with our tours covers the cost of your tour but does not cover additional costs such as travel to and from your tour departure location, and hotel stays prior to or following your tour. Please consider purchasing additional insurance coverage.



SIMILAR TRIPS FROM ESCAPE ADVENTURES













BRYCE & ZION MULTI-SPORT BIKE, HIKE & CLIMB

-  Families with Older Kids
-  Families with Younger Kids
-  Private Tours and Custom Tours
-  Solos, Couples & Friends
-  Departure: St. George, UT
-  Tour Offered: May, Jun, Jul, Aug, Sep
-  Departs On: Sunday
-  Duration: 6 Days
-  Lodging: First-Class Camping or Casual Inns and Cabins
-  Fitness Level: 1-3
-  Technical Level: 1-3
-  Elevation Range: 4,000 - 10,000 ft.

From mountain biking the moderately challenging trails of Red Canyon and Sunset Cliffs, we take to Bryce Canyon's more remote draws: Sunset Point, Brian Head's Cascade Falls, and Zion's Narrows. Our canyoneering day takes us bouldering and rappelling deep canyons and chutes.



IDAHO HOT SPRINGS MULTI-SPORT RAFT, HIKE & BIKE

-  Families with Older Kids
-  Families with Younger Kids
-  Private Tours and Custom Tours
-  Solos, Couples & Friends
-  Departure: Boise, ID
-  Tour Offered: Jun, Jul, Aug
-  Departs On: Sunday
-  Duration: 6 Days
-  Lodging: First-Class Camping
-  Fitness Level: 1-3
-  Technical Level: 1-2
-  Elevation Range: 4,000 - 8,000 ft.

Our Backcountry Hot Springs/multi-sport tour showcases the magnificent Sawtooth Mountain Range, in Idaho's lower midsection

